

INDOOR UNIT TYPE TIPO DE UNIDAD INTERIOR	SUPPORTED INDOOR UNIT MODELS MODELOS DE UNIDAD INTERIOR SOPORTADOS	MODEL TYPE TIPO DE MODELO	
Wall Mounted Pared	ASGA 18/24 AET ¹	RAC Split & Multi Split	
	ASGA 18/24 FMTA ¹		
	ASGA 18/24 FTTA ¹		
	ASGA 18/24 FTTA-A ¹		
	ASGA xx JCC ¹		
	ASGG xx LFCD ¹		
	ASGG xx LJCA ¹		
	ASHA xx LEC ^{1,2}		
	ASHA xx LKC ^{1,2}		
	ASHB xx LDC ¹		
	ASHG xx LE ^{1,2}		
	ASHG xx LECA ^{1,2}		
	ASHG xx LECB ^{1,2}		
	ASHG xx LF ¹		
	ASHG xx LFCA ¹		
	ASHG xx LFCC ¹		
	ASHG xx LFCD ¹		
	ASHG xx LJ ^{1,2}		
	ASHG xx LJCA ^{1,2}		
	ASHG xx LMCA ^{1,2}		
	ASHG xx LT ^{1,2}		
	ASHG xx LTCA ^{1,2}		
	ASHG xx LTCB ^{1,2}		
	ASHG xx LU ^{1,2}		
	ASHG xx LUCA ^{1,2}		
	ASG xx UFADR ¹		VRF
	ASG xx UFAJR ¹		
	ASGA xx LATF		
	ASGE xx LACF ¹		
ASHA xx GACH ³			
ASHA xx GBCH ³			
ASHA xx LACH			
ASHA xx LATF			
ASHE xx GACH ³			
ASHE xx LACH			
Duct Conductos	ACG xx UiA-LM	RAC Split & Multi Split	
	ARG xx A/R		
	ARG 36 ALD3		
	ARG 25/30 ALC		
	ARG 45 ALC3		
	ARG 18 ALCH ⁴		

ARG xx AUGA
ARG 90 ELC3 ⁴
ARG 90 TLC3 ⁴
ARG 25/30 RLC
ARG 36/45 RLC3
ARG xx UU ⁴
ARG 60 AUAK ⁴
ARG 60 FUAK ⁴
ARG 60 FUAL ⁴
ARG xx FUAN ⁴
ARG 60 RUAK ⁴
ARG 60 UUAK ⁴
ARG 18 UUAL ⁴
ARG 60 UUAN ⁴
ARGA xx FHTA
ARGA xx FMTA
ARGG 12/18 LLLB-A
ARGG xx LMLA-A
ARGG 24 LMTA
ARH xx LUAN
ARH xx UUAN
ARHA 30/36 LB
ARHA 45 LC
ARHA xx LBTU
ARHA xx LCTU
ARHC 45/54 LC
ARHC xx LCTU
ARHC xx LHTA
ARHF 24 LB
ARHF xx LBLU
ARHF xx LBTU
ARHG xx LHTA
ARHG xx LLTA
ARHG xx LLTB
ARHG xx LM
ARHG xx LMLA
ARHG xx LMLE
ARSA xx UHTB
ARSA xx UMTA
ARSA xx UMTB
ARYG xx LMLE
ARYD xx GALH

	ARX xx GBTH	
	ARXK xx GCLH	
	MSAR xx RIY(N)	
	AR xx UFAAR	
	ARXA xx GALH ³	
	ARXA xx GBLH ³	
	ARXA xx LALH	
	ARXA xx LALR	
	ARXA xx LATF	
	ARXA xx LATH	
	ARXA xx LBLR	
	ARXB xx GALH ³	
	ARXB xx LALF	
	ARXB xx LALH	
	ARXB xx LATF	
	ARXB xx LATH	
	ARXB xx LATR	
	ARXC xx GATH ³	
	ARXC xx GBTH ³	
	ARXC xx LATF	
	ARXC xx LATH	
	ARXD xx GALH ³	
	ARXD xx LATH	
	ARXK xx GCLH ³	
		VRF
Cassette	AUG xx Ui A-LR	
	AUG xx Ui MI	
	AUG xx UU	
	AUG xx UUAS	
	AUGA xx FRTA	
	AUGG xx LVLA-A ¹	
	AUGG xx LRLA-A ¹	
	AUH xx LUAS	
	AUHA xx LB ¹	
	AUHA xx LBLU	
	AUHA xx LC ¹	
	AUHA xx LCLU	
	AUHF xx LAL	
	AUHF 24 LB ¹	
	AUHF xx LBL	
	AUHG 07/09 LV ¹	
	AUHG xx LVLA	
AUHG xx LVLB ¹		
		RAC Split & Multi Split

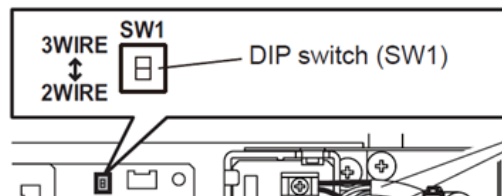
	AUHG xx LR	
	AUHG xx LRLA	
	AUHG xx LRLE	
	AUTG xx LVLA	
	AUTG xx LVLC	
	AUY xx LUAR	
	ABHA xx GATH	
	AU xx UFAAR	
	AUG xx UFARR	
	AUG xx UFASR	
	AUGA xx LATF	
	AUXA xx GALH ³	
	AUXA xx LALH	VRF
	AUXB xx GBLH ³	
	AUXB xx GALH ³	
	AUXB xx LALH	
	AUXB xx LATF	
	AUXD xx GALH ³	
	AUXD xx LALH	
Floor Suelo	AGHF xx LA ¹	RAC Split & Multi Split
	AGHF xx LAC ¹	
	AGHG xx LV ¹	
	AGHG xx LVCA ¹	
	AGHG xx LVCB ¹	
Floor / Ceiling Suelo / Techo	ABHF 24 LB ¹	RAC Split & Multi Split
	ABHG 14/18 LVTB ¹	
	ABGA xx LATF	VRF
	ABHA xx GATH ³	
	ABHA xx LBTH	
Ceiling Techo	ABGA xx LATF	RAC Split & Multi Split
	ABGG xx LRТА-A ¹	
	ABGG xx LVТА ¹	
	ABGG xx LVТА-A ¹	
	ABHA 30/36 LB ¹	
	ABHA xx LBT	
	ABHA xx LBTH	
	ABHA xx LC ¹	
	ABHA xx LCT	
	ABHF xx LBT	
	ABHG 45/54 LR ¹	
	ABHG xx LRТА	
	ABHG xx LRTE	

	ABHG xx LVTA	
	ABHA xx GATH ³	VRF
	ABHA xx LBTH	
Ceiling Wall Techo Mural	AWGA xx LATF	VRF

¹ Units marked with this note need an additional connection wire with connector. / Las unidades marcadas con esta nota requieren una conexión adicional con conector.

² Units marked with that note may need a communication kit. See table below to check. / Las unidades marcadas con esta nota pueden necesitar un kit de comunicación. Ver la tabla siguiente para comprobarlo.

³ Units marked with this note need to be change the DIP-Switch(SW1) setting on AC indoor unit PCB. Set SW1 to "3 WIRE" position before connection and turn ON the power. / Las unidades marcadas con esta nota requieren de un cambio en el micro interruptor (SW1) de la PCB interna de la unidad de AA. Cambiar el interruptor SW1 a la posición "3 WIRE" antes de conectar a la alimentación.



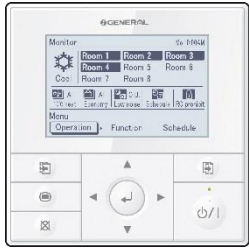







INDOOR UNITS <i>UNIDADES INTERIORES</i>	Communication Kit Kit de comunicación
ASHA xx LEC	UTY-XCBXE
ASHA xx LKC	UTY-XCBXE
ASHG 7/9/12 LE	UTY-XCBXE
ASHG 14 LE	UTY-XCBXZ1
ASHG 7/9/12 LECA	UTY-XCBXE
ASHG 14 LECA	UTY-XCBXZ1
ASHG xx LECB	UTY-XCBXE
ASHG xx LJ	UTY-XCBXZ1
ASHG xx LJCA	UTY-XCBXZ1
ASHG xx LMCA	UTY-XCBXZ2
ASHG xx LT	UTY-TWBXF
ASHG xx LTCA	UTY-TWBXF
ASHG xx LTCB	UTY-TWBXF
ASHG xx LUCA	UTY-TWBXF

- xx stands for the power of the indoor unit / xx especifica la potencia de la unidad interior
(07/09/12/14/18/22/24/30/36/45/54/60/72/90)
- The models are referred to **indoor units**, not references of indoor plus outdoor units. / Los modelos se refieren a **unidades interiores**, no referencias a unidades interiores más exteriores.

- Any AC unit with a model number not specified in this list might not be compatible with the AC interface and therefore can't be used without previously checking the model compatibility, contact your supplier for this. / *Cualquier modelo de aire acondicionado que no esté en la lista puede no ser compatible con la pasarela y por tanto no puede utilizarse sin consultar la compatibilidad del modelo. Contacte con su proveedor para conseguir esta información.*

⁴ Units marked with this note, check remote for compatibility. / *Las unidades marcadas con esta nota, verificar compatibilidad del mando.*

Compatibility	Image	Reference	Description
Compatible		Remote Control Unit UTY-RNNGM /UTB-GUB UTY-RNNYM UTY-RNN*M ... AR-3TA AR-6TA AR-WAE1E	3-wire type 1.Red, 2.White, 3.Black
Compatible		Simple Remote Control UTY-RSNGM /UTB-GPB UTY-RSN*M ...	3-wire type 1.Red, 2.White, 3.Black
Compatible		Remote Control Unit UTY-RVNGM UTY-RVN*M ... *Multi zone control not supported	3-wire type 1.Red, 2.White, 3.Black
Compatible		IR Receiver kit UTY-LRHG1 UTY-LRHGA2 UTY-LRHGM UTY-LRJG1 ...	3-wire type 1.Red, 2.White, 3.Black
Not compatible		Remote Control Unit AR-CH3 9703173066 (EZ-0001WS E-R) 9371438030 (EZ-0001HS EFR)	Fixed cable, 3-wire type Older protocol

<p>Not compatible</p>		<p>Remote Control Unit (Touch Panel) UTY-RNRGZ2 ...</p>	<p>2-wire type</p>
<p>Not compatible</p>		<p>Remote Control Unit UTY-RLRG ...</p>	<p>2-wire type</p>
<p>Not compatible</p>		<p>Remote Control Unit UTY-RSRG /UTY-RHRG</p>	<p>2-wire type</p>

Issue date/ Fecha de publicación: 07/2018

 **Intesis Software S.L.U.**
© Intesis Software S.L.U. All rights reserved.

This document has been carefully written by Intesis Software SLU. and a lot of effort has been made to ensure no errors or mistakes are present in the document. Intesis Software S.L.U. is not responsible for printing or clerical errors.

Information in this document is subject to change without notice. No part of this publication may be reproduced, stored in a retrieval system or transmitted in any form or any means electronic or mechanical, including photocopying and recording for any purpose other than the purchaser's personal use without the written permission of Intesis Software S.L.U.

Intesis Software S.L.U.
Milà i Fontanals, 1 bis
08700 Igualada
Spain

IntesisHome® is a trademark of Intesis Software SLU. Third party product names, company names and logos used in this document may be trademarks of their respective companies. Their use in this document is purely for information purposes only.